



2026 - 2027

Course Catalog

West Michigan Construction Institute



TABLE OF CONTENTS

2 ADMINISTRATION & BOARD

3 SKILLED TRADES PROGRAM OVERVIEW

4 ENROLLMENT INFORMATION

5 TUITION INFORMATION

SKILLED TRADES

6 General Carpentry

7 Advanced Carpentry

8 Concrete 1

9 Concrete 2

10 Core: Intro to the Construction Trades

11 Drywall 1

12 Drywall 2

13 Electrical (For Self-Paying Students)

14-17 Electrical (For Employer-Sponsored Apprentices)

18 Exterior Envelope 1

19 Exterior Envelope 2

20 Exterior Envelope 3

21 Plumbing 1

22 Plumbing 2

23 Plumbing 3

24 Sprinkler Fitting 1

25 Sprinkler Fitting 2

26 Sprinkler Fitting 3

27 Sprinkler Fitting 4

CERTIFICATIONS & PROFESSIONAL DEVELOPMENT

28 Introductory Field Leadership
Advanced Field Leadership

29 Project Management Certification

30 Understanding Construction Documents

31 Presentation Skills
Spanish for Construction

32 Field Operations Certification

COURSE DETAILS LEGEND



Course Dates



Course Day of Week & Time



Length of Course



ADMINISTRATION & BOARD

ADMINISTRATIVE STAFF

Jen Schottke

President

Jschottke@wmcinstitute.com

Jordyn Kapala

Student Services Manager

Jkapala@wmcinstitute.com

Daniela Villatoro

Administrative Assistant

Dvillatoro@wmcinstitute.com

Tyler Huizenga

Vice President of Education

Thuizenga@wmcinstitute.com

Kyle Jelens

High School Program Manager

Kjelens@wmcinstitute.com

Maddie Eaton

Communications & Event Manager

Meaton@wmcinstitute.com

BOARD OF DIRECTORS

Jerry Cardinal

HighPoint Electric

Matt Fennema

Kent Companies

Tim Koster

BHS Insurance

Josh Lester

CS Erickson

Jeff Malloch

Lumbermen's

Mike Miner

DHE Plumbing & Mechanical

Bev Thiel

Habitat for Humanity
of Kent County



Thank you to our course catalog Corporate Partners!

For information about how to become a corporate partner,
please contact Maddie at meaton@wmcinstitute.com.



SKILLED TRADES PROGRAM OVERVIEW

SKILLED TRADES TRAINING

Skilled trades training at the West Michigan Construction Institute (WMCI) offers students an opportunity to advance their skills as trade professionals. Many of the classroom components are supplemented with lab-based, hands-on activities to advance both the student's knowledge of the trade and their competency in the skills of the trade. WMCI utilizes the National Center for Construction Education and Research (NCCER) curriculum which is modular based to ensure the student has a clear understanding of the material before they progress to the next component of their training. WMCI provides student's successful completion records to NCCER where they are recorded in NCCER's national registry. Students may or may not be working in their desired trade to enroll in the WMCI. All students must be at least 16 years of age.

CLASSROOM TRAINING FOR REGISTERED APPRENTICESHIP PROGRAM

WMCI's classroom training may be recognized as a component of a company's formal registered apprenticeship program. For companies that have registered standards with the US Department of Labor, Office of Apprenticeship [DOL/OA], the training provided by WMCI may fulfill the DOL/OA requirement of classroom training hours. The classroom component, along with employer-supervised on-the-job training hours, may lead to recognition of the apprentice achieving a journey-level in their trade. Students must be 18 years of age, capable of performing required tasks and working for an employer who has registered standards with DOL/OA. Students in skilled trades or apprenticeship training will take 2 semesters per year (144 hours) in a 2, 3, or 4-year trade program to successfully complete the program. If a student withdraws from a program without completing a level and would like to re-enroll, all modules previously passed will be considered dependent on the completion date and the number of modules passed per semester.

WHY WMCI



Experienced Instructors

WMCI is licensed as a Michigan Proprietary School and meets state quality standards. Additionally, the skilled trades training provided is accredited by NCCER, ensuring that the education meets recognized industry standards.



Compliance and Accreditation

WMCI instructors are journey-level professionals with extensive experience in their respective trades. Their practical knowledge and experience enhance the learning process for students.



Hands-On Learning

Instructors work alongside students in the lab, providing valuable support and guidance as students apply their skills in real-world settings.



Timely Completion

WMCI works with students and their employers to ensure timely completion of skilled trades training, typically within 2 to 4 years. This commitment to efficiency helps students achieve their career goals more quickly.



Portability of Education

The education provided by WMCI is transferable and portable, recognized throughout the nation. This flexibility allows students to pursue opportunities outside of the local area with confidence in the value of their education.

ENROLLMENT INFORMATION

New students may enroll through the course catalog on the website: wmcinstitute.com/courses or by contacting the Student Services Department at (616) 208-9624. Applicants must be at least 16 years of age; a high school diploma or GED is not required.

Registration for the upcoming academic year opens in May, and tuition must be paid in full prior to the first day of class. Registration closes after the second week of classes.

Prospective students are encouraged to schedule a tour of the facility prior to registration.

SEMESTER ENTRY POINTS

New students can begin in either the Fall or Spring semester and finish at the same time, earn the same certifications, for the same cost. The only difference is the weekly course schedule and completion timeline.

Both entry points cover the same curriculum and total instructional hours. Spring is simply a faster weekly pace.

HOW TO CHOOSE

For students who prefer a steadier pace alongside work and other responsibilities, the Fall semester entry is usually the better fit.

For students who can commit to a faster weekly schedule and want to start later, but still finish in May, the accelerated Spring semester entry may be a better fit.

FALL SEMESTER ENTRY

Course Schedule: August - May
(one academic year)

Weekly Schedule: One class per week
from August through May

Course Length: 1 Year (2 Semesters)

This is the standard-paced option, students spread the coursework out over the full academic year.

ACCELERATED SPRING SEMESTER ENTRY

Course Schedule: January - May
(accelerated)

Weekly Schedule: Two classes per week
from January through May

Course Length: 1 Semester

This option covers the same content in a shorter time frame, so students attend class more often each week.



TUITION INFORMATION

Total course costs are listed under each class. The cost is inclusive of tuition, book fees, lab fees, and technology fees. A detailed breakdown of these charges are provided on the student invoice. Course fees are billed per semester.

For a complete list of the fee breakdowns by each course, visit:
wmcinstitute.com/tuition-and-fees

PAYMENT PLANS

WMCI provides payment plan options for students wishing to spread the cost of tuition and fees throughout each semester.

For more information or to establish a payment plan, please contact the Student Services Manager at jkapala@wmcinstitute.com or 616-208-9624.

SCHOLARSHIPS

Norm Brady Scholarship:

Available to one post-secondary student enrolled in a skilled trades program at WMCI. Covers full tuition and fees for one academic year.

Tracie Green Scholarship:

Available to one post-secondary female student entering a skilled trades program at WMCI. Awards \$1,000 toward tuition and fees.

Trading Up Scholarship:

Available to post-secondary students entering a skilled trades program at WMCI. Awards start at \$2,000 and multiple recipients may be selected.

WMCI General Scholarship:

Available to post-secondary students entering a skilled trades program at WMCI. Awards start at \$500 and multiple recipients may be selected.

For more information on scholarships or to apply, please visit: wmcinstitute.com/scholarships

US DEPARTMENT OF VETERANS AFFAIRS COMPLIANCE INFORMATION

For full details on VA compliance information, please visit:
wmcinstitute.com/veterans-affairs-compliance-information

GENERAL CARPENTRY






Total Course Cost: \$4,569 **Prerequisites:** None




General Carpentry introduces essential entry-level skills used in residential and commercial construction. Students develop core knowledge and hands-on ability through an emphasis on safe work practices and quality workmanship.

FALL SEMESTER ENTRY

Day Section:




-  Aug. 25, 2026 - May 4, 2027
-  Every Other Tuesday, 7AM - 4PM
-  2 Semesters

Evening Section:




-  Aug. 18, 2026 - May 11, 2027
-  Every Tuesday, 4:30 - 8:30PM
-  2 Semesters

ACCELERATED SPRING SEMESTER ENTRY*

Day Section:

-  Jan. 12 - May 13, 2027
-  Every Other Tuesday, 7AM - 4PM
& Every Thursday, 4:30 - 8:30PM
-  1 Semester

Evening Section:

-  Jan. 12 - May 13, 2027
-  Tuesdays & Thursdays, 4:30 - 8:30PM
-  1 Semester

Carpentry Skills Gained:

1. Orientation to Carpentry Building
2. Materials and Fasteners Construction
3. Plans & Documents
4. Principles of Site and Building Layout
5. Floor Systems
6. Wall Systems
7. Roof Framing
8. Basic Stair Layout
9. Building Envelope Systems

Core Skills Gained:

1. Construction Safety
2. Intro to Construction Math
3. Intro to Hand Tools
4. Intro to Power Tools
5. Intro to Construction Drawings
6. Communication Skills
7. Employability Skills
8. Intro to Materials Handling

Credentials Earned:

- NCCER Core Certification
- NCCER General Carpentry Certification
- WMCI Certificate of Completion

*Students who enroll in the Spring semester take **General Carpentry** concurrently with **Core: Introduction to the Construction Trades** (listed on page 10). This accelerated entry point allows students to complete the full-year program in one semester.

ADVANCED CARPENTRY






Total Course Cost: \$4,544



Prerequisites: General Carpentry or Employer Approval

Advanced Carpentry builds on foundational carpentry skills, emphasizing advanced techniques used in commercial construction. Students strengthen their ability to plan, frame, and finish building components while applying jobsite safety, code awareness, and quality workmanship expectations.

Course Schedule:

-  Aug. 18, 2026 - May 11, 2027
-  Every Other Tuesday, 7AM - 4PM
-  2 Semesters

Credentials Earned:

-  NCCER Advanced Carpentry Certification
-  WMCI Certificate of Completion

Carpentry Skills Gained:

- The Building Process
- Site Preparation
- Wall Systems and Installation
- Roofing Applications
- Steel Framing Systems
- Thermal and Moisture Protection
- Drywall Installation
- Interior Finish, Trim, and Cabinets
- Doors and Door Hardware
- Suspended and Acoustical Ceilings
- Finished Stairs
- Exterior Finish and Trim
- Mass Timber Construction
- Introduction to Leadership

CONCRETE 1





Total Course Cost: \$4,567 **Prerequisites:** None




Concrete 1 introduces students to the core practices of concrete construction, from jobsite safety and tool use to preparing, placing, and finishing concrete. Students develop foundational skills in formwork, reinforcing, and common flatwork applications while focusing on quality, durability, and safe work habits.

FALL SEMESTER ENTRY

First Semester Schedule:



-  Aug. 25, 2026 - Dec. 15, 2026
-  Every Other Tuesday, 7AM - 4PM

Second Semester Schedule:




-  Jan. 13 - Mar. 31, 2027
-  Every Wednesday, 7AM - 4PM
-  2 Semesters

ACCELERATED SPRING SEMESTER ENTRY*

Concrete 1 Schedule:

-  Jan. 13 - Mar. 31, 2027
-  Every Wednesday, 7AM - 4PM

Core Schedule:

-  Jan. 14 - May 13, 2027
-  Every Thursday, 4:30 - 8:30PM
-  1 Semester

Concrete Skills Gained:

1. Intro to Concrete Construction
2. Concrete Safety
3. Fall Protection Orientation
4. Concrete Tools and Equipment
5. Preparing for Placement
6. Reinforcing Concrete
7. Foundations and Slabs-On-Grade
8. Vertical Formwork
9. Horizontal Formwork
10. Site Concrete
11. Finishing Concrete
12. Curing and Protecting Concrete

Core Skills Gained:

1. Construction Safety
2. Intro to Construction Math
3. Intro to Hand Tools
4. Intro to Power Tools
5. Intro to Construction Drawings
6. Communication Skills
7. Employability Skills
8. Intro to Materials Handling

Credentials Earned:

- NCCER Core Certification
- NCCER Concrete 1 Certification
- WMCI Certificate of Completion

*Students who enroll in the Spring semester take **Concrete 1** concurrently with **Core: Introduction to the Construction Trades** (listed on page 10). This accelerated entry point allows students to complete the full-year program in one semester.

CONCRETE 2






Total Course Cost: \$2,412



Prerequisites: Concrete 1 or Employer-Approval

Concrete 2 builds on Concrete 1 by advancing students' technical understanding of concrete materials and expanding their capability to deliver higher-performance flatwork and architectural finishes. Students strengthen planning, quality control, and troubleshooting skills while working with more complex placement and repair considerations.

Course Schedule

-  Jan. 14 - Apr. 1, 2027
-  Thursdays, 7AM - 4PM
-  1 Semester

Credentials Earned

-  NCCER Concrete 2 Certification
-  WMCI Certificate of Completion

Concrete Skills Gained:

- Properties of Concrete
- Estimating Concrete Quantities
- Architectural Finishes
- Industrial Floors
- Superflat Floors
- Surface Treatments
- Troubleshooting and Quality Control
- Concrete Repair

CORE: INTRODUCTION TO THE CONSTRUCTION TRADES






Total Course Cost: \$2,239 **Prerequisites:** None



Core prepares individuals or entry-level positions on project sites by providing the basics in safety, hand and power tools, construction math, materials handling, construction drawings, rigging and employability skills. The knowledge and skills established in Core are the foundation that successful construction careers are built on.

Core is offered during the Spring semester and provides the opportunity for students to begin a trade program mid-year. Core may be take independently or concurrently with a level 1 trade course. **Completion of Core is required either prior to or alongside enrollment in any level 1 trade course.**

Course Schedule

-  Jan 14 - May 13, 2027
-  Thursdays, 4:30 - 8:30PM
-  1 Semester

Credentials Earned

-  NCCER Core Certificate
-  WMCI Certificate of Completion

Core Skills Gained:

- Construction Safety
- Introduction to Construction Math
- Introduction to Hand Tools
- Introduction to Power Tools
- Introduction to Construction Drawings
- Communication Skills
- Employability Skills
- Introduction to Materials Handling

“ I learned a lot of construction basics that helped me better understand jobsite terms and processes. ”
- Core Student

DRYWALL 1






Total Course Cost: \$4,569 **Prerequisites:** None




Drywall 1 introduces students to the wall and ceiling trade, building foundational skills needed to install and finish gypsum board in residential and commercial settings.

Students develop safe work habits and learn to select materials, manage thermal and moisture considerations, and produce industry-accepted finished surfaces.




FALL SEMESTER ENTRY

-  Aug. 19, 2026 - May 12, 2027
-  Every Other Wednesday, 7AM - 4PM
-  2 Semesters

ACCELERATED SPRING SEMESTER ENTRY*

-  Jan. 20 - May 13, 2027
-  Every Other Wednesday, 7AM - 4PM
& Every Thursday, 4:30 - 8:30PM
-  1 Semester

Credentials Earned:

-  NCCER Core Certification
-  NCCER Drywall 1 Certification
-  WMCI Certificate of Completion

Drywall Skills Gained:

1. Intro to Drywall
2. Construction Materials and Methods
3. Thermal and Moisture Protection
4. Drywall Installation
5. Drywall Finishing

Core Skills Gained:

1. Construction Safety
2. Intro to Construction Math
3. Intro to Hand Tools
4. Intro to Power Tools
5. Intro to Construction Drawings
6. Communication Skills
7. Employability Skills
8. Intro to Materials Handling

Students who enroll in the Spring semester take **Drywall 1 concurrently with **Core: Introduction to the Construction Trades** (listed on page 10). This accelerated entry point allows students to complete the full-year program in one semester.*

DRYWALL 2






Total Course Cost: \$4,544



Prerequisites: Drywall 1 or Employer Approval

Drywall 2 builds on Drywall 1 by preparing students for more advanced commercial and specialty interior work. Students strengthen their ability to interpret construction documents and apply industry methods to complete complex framing and finish systems with an emphasis on safety, accuracy, and quality.

Course Schedule

-  Aug. 26, 2026 - May 5, 2027
-  Every Other Wednesday, 7AM - 4PM
-  2 Semesters

Credentials Earned

-  NCCER Drywall 2 Certification
-  WMCI Certificate of Completion

Drywall Skills Gained:

- Commercial Drawings
- Steel Framing
- Suspended and Acoustical Ceilings
- Interior Specialties
- Exterior Cladding
- Interior Finishes

“The mix of both hands-on and classroom time really helped everything click.”
- Drywall 2 Student

ELECTRICAL 1

For Self-Paying Students



Total Course Cost: \$4,494 **Prerequisites:** None

Electrical 1 introduces foundational knowledge and hands-on skills needed for entry-level work in the electrical trade.

Students build confidence using industry standards and safe work practices while preparing for further technical training. **This course is for individuals not currently employed by an electrical company and in a registered apprenticeship program.**

FALL SEMESTER ENTRY


 Aug. 19, 2026 - May 12, 2027

 Wednesdays, 4:30 - 8:30PM

 2 Semesters




ACCELERATED SPRING SEMESTER ENTRY*

 Jan. 13 - May 13, 2027

 Wednesdays and Thursdays,
4:30 - 8:30PM

 1 Semester

Credentials Earned:

-  NCCER Core Certification
-  NCCER Electrical 1 Certification
-  WMCi Certificate of Completion

Electrical Skills Gained:

1. Occupational Overview
2. Safety For Electrician
3. Intro to Electrical Circuits
4. Electrical Theory
5. Intro to the National Electrical Code®
6. Outlet, Device, Pull, & Junction Boxes
7. Hand Bending
8. Wireways, Raceways, and Fittings
9. Conductors and Cables

Core Skills Gained:

1. Construction Safety
2. Intro to Construction Math
3. Intro to Hand Tools
4. Intro to Power Tools
5. Intro to Construction Drawings
6. Communication Skills
7. Employability Skills
8. Intro to Materials Handling

Students who enroll in the Spring semester take **Electrical 1 concurrently with **Core: Introduction to the Construction Trades** (listed on page 10). This accelerated entry point allows students to complete the full-year program in one semester.*

ELECTRICAL 1

For Employer-Sponsored Apprentices



Electrical 1 begins with the study of OSHA's construction safety rules and introduces apprentices to the principles associated with electricity, electrical theory, and the basics of electrical systems.

These basic fundamentals are necessary in understanding complex National Electrical Code (NEC) requirements covered throughout the program. Digital multimeter principles will also be covered. Students receive the 2023 NEC 70 code book in this level.

Enrollment in the electrical courses using the Mike Holt curriculum is limited to individuals who are employed by an electrical company and are in a registered apprenticeship. If you are not currently employed by an electrical company, please enroll in the Electrical 1 course that uses the NCCER curriculum on **page 13**.

Electrical 1A

Total Course Cost: \$2,625

Prerequisites: Employer Approval



Fall: Aug. 17 - Dec. 17, 2026



Spring: Jan. 11 - May 13, 2027



Once per Week, 4:30 - 8:30PM



1 Semester

Electrical 1B

Total Course Cost: \$2,175

Prerequisites: Electrical 1A or Employer Approval



Fall: Aug. 17 - Dec. 17, 2026



Spring: Jan. 11 - May 13, 2027



Once per Week, 4:30 - 8:30PM



1 Semester

Credentials Earned:



WMCI Certificate of Completion



OSHA 10

“I gained a much better understanding of electrical and felt more confident every week.”
- *Electrical 1 Student*

ELECTRICAL 2

For Employer-Sponsored Apprentices

Electrical 2 continues the study of OSHA's construction safety rules and then focuses on the first three chapters of the National Electrical Code (NEC). Equipment specific to alternating current will be introduced.

Residential and commercial wiring methods and practices will also be covered in depth during Electrical 2. **Enrollment in the electrical courses using the Mike Holt curriculum is limited to individuals who are employed by an electrical company and are in a registered apprenticeship.**

Electrical 2A

Total Course Cost: \$2,450

Prerequisites: Electrical 1B or
Employer Approval



Fall: Aug. 17 - Dec. 17, 2026



Spring: Jan. 11 - May 13, 2027



Once per Week, 4:30 - 8:30PM



1 Semester

Electrical 2B

Total Course Cost: \$2,175

Prerequisites: Electrical 2A or
Employer Approval



Fall: Aug. 17 - Dec. 17, 2026



Spring: Jan. 11 - May 13, 2027



Once per Week, 4:30 - 8:30PM



1 Semester

Credentials Earned:



WMCI Certificate of Completion

“Our instructor was very interactive and shared real-world experiences that tied directly to what we were learning.”
- *Electrical 2 Student*

ELECTRICAL 3

For Employer-Sponsored Apprentices

Electrical 3 covers additional OSHA construction safety rules, Chapter 4 of the NEC, and common industrial applications, methods, and requirements. While motors and motor controls are a major area of focus, hazardous locations, special applications, and Solar (PV) Photovoltaic and Energy Storage Systems, are also introduced.

Enrollment in the electrical courses using the Mike Holt curriculum is limited to individuals who are employed by an electrical company and are in a registered apprenticeship.

Electrical 3A

Total Course Cost: \$2,450

Prerequisites: Electrical 2B or Employer Approval

 Fall: Aug. 17 - Dec. 17, 2026

 Spring: Jan. 11 - May 13, 2027

 Once per Week, 4:30 - 8:30PM

 1 Semester

Electrical 3B

Total Course Cost: \$2,175

Prerequisites: Electrical 3A or Employer Approval

 Fall: Aug. 17 - Dec. 17, 2026

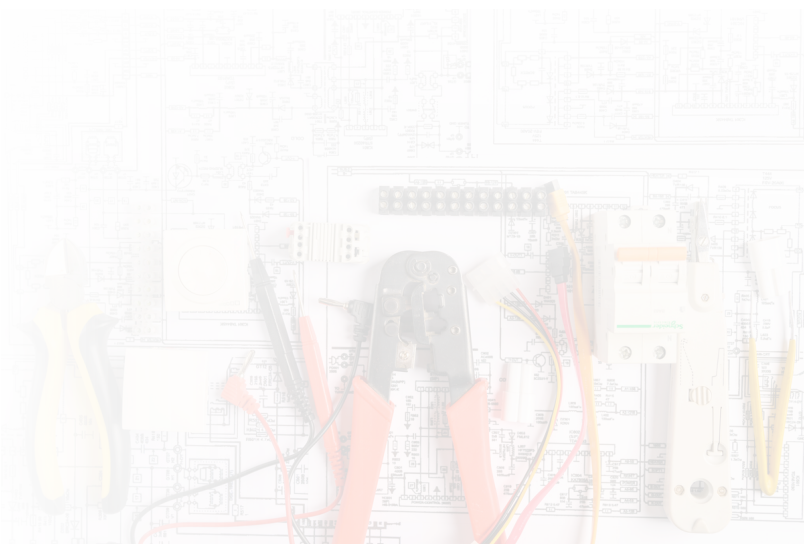
 Spring: Jan. 11 - May 13, 2027

 Once per Week, 4:30 - 8:30PM

 1 Semester

Credentials Earned:

 WMCI Certificate of Completion



ELECTRICAL 4

For Employer-Sponsored Apprentices

Electrical 4 of the program covers advanced code calculations in great detail. Electrical estimating is covered as well as a review of electrical theory and motor controls. Additional OSHA construction safety rules will also be covered.

Enrollment in the electrical courses using the Mike Holt curriculum is limited to individuals who are employed by an electrical company and are in a registered apprenticeship.

Electrical 4A

Total Course Cost: \$2,450

Prerequisites: Electrical 3B or Employer Approval



Fall: Aug. 17 - Dec. 17, 2026



Spring: Jan. 11 - May 13, 2027



Once per Week, 4:30 - 8:30PM



1 Semester

Electrical 4B

Total Course Cost: \$2,175

Prerequisites: Electrical 4A or Employer Approval



Fall: Aug. 17 - Dec. 17, 2026



Spring: Jan. 11 - May 13, 2027



Once per Week, 4:30 - 8:30PM




1 Semester

Credentials Earned:



WMCi Certificate of Completion



EXTERIOR ENVELOPE 1



Total Course Cost: \$6,624 **Prerequisites:** None

Exterior Envelope 1 provides an applied overview of commercial glazing and building envelope systems, including curtainwall, storefront, and aluminum door assemblies.

Students apply basic safety, construction math, material handling, and tool skills while learning to read construction drawings and shop details, work from lifts/scaffolds (supported, mobile, and suspension), and complete basic fabrication and sealant tasks. The course reinforces communication and employability expectations and culminates in a hands-on mockup build to support quality, documentation, and jobsite readiness.

FALL SEMESTER ENTRY



Aug. 19 - Dec. 9, 2026: Every Other Wednesday



Jan. 13 - Apr. 7, 2027: Every Wednesday



Apr. 21 - May 19, 2027: Every Other Wednesday



7AM - 4PM



2 Semesters

ACCELERATED SPRING SEMESTER ENTRY*

Exterior Envelope 1 Schedule:



Jan. 13 - Apr. 7, 2027: Every Wednesday, 7AM - 4PM



Apr. 21 - May 19, 2027: Every Other Wednesday, 7AM - 4PM

Core Schedule:



Jan. 14 - May 13, 2027: Every Thursday, 4:30 - 8:30PM



1 Semester

Exterior Envelope Skills Gained:

1. Supported Scaffolds
2. Mobile Scaffolds
3. Suspension Scaffolds
4. Building Envelope Systems
5. Glass and Glazing
6. Shop Drawings
7. Curtainwall and Storefront

Core Skills Gained:

1. Construction Safety
2. Intro to Construction Math
3. Intro to Hand Tools
4. Intro to Power Tools
5. Intro to Construction Drawings
6. Communication Skills
7. Employability Skills
8. Intro to Materials Handling

Credentials Earned:

- NCCER Core Certification
- WMCI Certificate of Completion
- OSHA 10

*Students who enroll in the Spring semester take **Exterior Envelope 1** concurrently with **Core: Introduction to the Construction Trades** (listed on page 10). This accelerated entry point allows students to complete the full-year program in one semester.

EXTERIOR ENVELOPE 2




Total Course Cost: \$6,724





Prerequisites: Exterior Envelope 1 or Employer Approval

Exterior Envelope 2 builds job-ready skills for planning and installing exterior wall and building envelope systems. Students learn to interpret construction documents and fastening/span requirements while applying thermal and moisture protection, sheet metal layout, and waterproofing practices, with added focus on safe access and material handling (suspension scaffolds, rigging, and forklift basics).

Course Schedule

-  Aug. 26 - Dec. 16, 2026: Every Other Wednesday
-  Jan. 13 - Mar 31, 2027: Every Wednesday
-  Apr. 14 - May 12, 2027: Every Other Wednesday
-  7AM - 4PM
-  2 Semesters

Credentials Earned

-  MEWP/ Aerial Lift Certification
-  Rough Terrain Forklift Certification
-  OSHA Qualified Rigger
-  WMCI Certificate of Completion

Exterior Envelope Skills Gained:

- Construction Plans and Documents
- Suspension Scaffolds
- Wall Systems and Installations
- Thermal and Moisture Protection
- Sheet Metal Tools and Equipment
- Sheet Metal Math and Measurements
- Exterior Finish and Trim
- Water Tightness
- Exterior Envelope Math
- Water Proofing
- Forklift Training
- Span Tables
- Fastening Schedules
- Rigging
- Project Management
- Sheathing

EXTERIOR ENVELOPE 3



Total Course Cost: \$9,799

Prerequisites: Exterior Envelope 2 or Employer Approval

Exterior Envelope 3 strengthens students' readiness for foreman and superintendent responsibilities by beginning with WMCI's Introductory Field Leadership course which focuses on leadership, communication, team building, productivity, and client management. Students then complete OSHA 30 training and apply these skills through project supervision activities and a culminating mockup build that reinforces safe jobsite coordination and quality expectations.

Course Schedule

 Aug. 19, 2026 - May 19, 2027

 2 Semesters

Students follow a varied schedule that includes attending WMCI's Introductory Field Leadership course. A detailed course schedule will be provided upon registration to allow for planning.

Credentials Earned

 Intro to Field Leadership Certificate of Completion

 OSHA 30

 WMCI Certificate of Completion

Exterior Envelope Skills Gained:

- Introduction to Field Leadership
- OSHA 30
- Project Supervision



PLUMBING 1




Total Course Cost: \$4,569 **Prerequisites:** None

Plumbing 1 prepares learners for entry-level work in the plumbing trade by introducing core professional practices and foundational installation skills. Students build confidence using essential tools, basic math, and construction drawings while applying safe, code-aware work habits.

FALL SEMESTER ENTRY


 Aug. 17, 2026 - May 10, 2027

 Mondays, 4:30 - 8:30PM

 2 Semesters

ACCELERATED SPRING SEMESTER ENTRY*

 Jan. 11 - May 13, 2027

 Mondays & Thursdays, 4:30 - 8:30PM

 1 Semester

Credentials Earned:

 NCCER Core Certification

 NCCER Plumbing 1 Certification

 WMCI Certificate of Completion

Plumbing Skills Gained:

1. Intro to the Plumbing Profession
2. Plumbing Safety
3. Tools of the Plumbing Trade
4. Intro to Plumbing Math
5. Intro to Plumbing Drawings
6. Plastic Pipe and Fittings
7. Copper Tube and Fittings
8. Cast-Iron Pipe and Fittings
9. Steel Pipe and Fittings
10. Intro to Plumbing Fixtures
11. Intro to Drain, Waste, & Vent Systems
12. Intro to Water Distribution Systems

Core Skills Gained:

1. Construction Safety
2. Intro to Construction Math
3. Intro to Hand Tools
4. Intro to Power Tools
5. Intro to Construction Drawings
6. Communication Skills
7. Employability Skills
8. Intro to Materials Handling

Students who enroll in the Spring semester take **Plumbing 1 concurrently with **Core: Introduction to the Construction Trades** (listed on page 10). This accelerated entry point allows students to complete the full-year program in one semester.*

PLUMBING 2






Total Course Cost: \$4,544



Prerequisites: Plumbing 1 or Employer Approval

Plumbing 2 builds on Plumbing 1 by expanding students' technical capability to plan, interpret, install, and verify more complete plumbing systems in commercial settings. Students strengthen problem-solving skills through applied calculations, drawing interpretation, and code-focused installation and testing practices.

Course Schedule

-  Aug. 19, 2026 - May 12, 2027
-  Wednesdays, 4:30 - 8:30PM
-  2 Semesters

Credentials Earned

-  NCCER Plumbing 2 Certification
-  WMCI Certificate of Completion

Plumbing Skills Gained:

- Plumbing Math Two
- Reading Commercial Drawings
- Structural Penetrations, Insulations, and Fire-Stopping
- Installing and Testing DWV Piping
- Installing Roof, Floor, and Area Drains
- Installing and Testing Water Supply Piping
- Types of Valves
- Installing Fixtures and Valves
- Installing Water Heaters
- Basic Electricity
- Fuel Gas and Fuel Oil System



PLUMBING 3




Total Course Cost: \$4,744

Prerequisites: Plumbing 2 or Employer Approval

Plumbing 3 advances students' readiness for the journeyman role by strengthening diagnostic, system-design, and service skills aligned with industry standards and code requirements. Students receive a plumbing codebook and complete focused exam preparation for the journeyman plumber test while reinforcing safe, professional work practices.

Course Schedule

 Aug. 18, 2026 - May 11, 2027

 Tuesdays, 4:30 - 8:30PM

 2 Semesters

Credentials Earned

 NCCER Plumbing 3 Certification

 WMCI Certificate of Completion

Plumbing Skills Gained:

- Applied Math
- Sizing & Protecting the Water Supply System
- Potable Water Supply Treatment
- Types of Venting
- Sizing DWV and Storm Systems
- Sewage Pumps and Sump Pumps
- Corrosive-Resistant Waste Piping
- Compressed Air
- Service Plumbing

SPRINKLER FITTING 1



Total Course Cost: \$4,519 **Prerequisites:** None

Sprinkler Fitting 1 introduces the fundamentals of fire sprinkler systems and the sprinkler industry, preparing students for entry-level installation work.

Students build core skills working with common system components and piping materials while emphasizing applicable codes, standards, and safe jobsite practices. This course was developed in partnership with the industry experts at the American Fire Sprinkler Association (AFSA).

FALL SEMESTER ENTRY

 Aug. 17, 2026 - May 10, 2027

 Mondays, 4:30 - 8:30PM

 2 Semesters

ACCELERATED SPRING SEMESTER ENTRY*


 Jan. 11 - May 13, 2027

 Mondays and Thursdays, 4:30 - 8:30PM

 1 Semester

Credentials Earned:

 NCCER Core Certification

 NCCER Sprinkler Fitting 1 Certification

 WMCI Certificate of Completion

Sprinkler Fitting Skills Gained:

1. Occupational Overview
2. Intro to Components and Systems
3. Steel Pipe and Fittings
4. CPVC Pipe and Fittings
5. Copper Tubing and Fittings
6. Underground Pipe

Core Skills Gained:

1. Construction Safety
2. Intro to Construction Math
3. Intro to Hand Tools
4. Intro to Power Tools
5. Intro to Construction Drawings
6. Communication Skills
7. Employability Skills
8. Intro to Materials Handling

*Students who enroll in the Spring semester take **Sprinkler Fitting 1** concurrently with **Core: Introduction to the Construction Trades** (listed on page 10). This accelerated entry point allows students to complete the full-year program in one semester.

SPRINKLER FITTING 2






Total Course Cost: \$4,494



Prerequisites: Sprinkler Fitting 1 or Employer Approval

Sprinkler Fitting 2 builds on Sprinkler Fitting 1 by expanding students' ability to layout and assemble fire sprinkler piping systems using shop drawings and industry standards. Students strengthen technical accuracy through applied calculations and component selection while practicing installation, inspection, and basic troubleshooting procedures. This course was developed in partnership with the industry experts at the American Fire Sprinkler Association (AFSA).

Course Schedule

-  Aug. 18, 2026 - May 11, 2027
-  Tuesdays, 4:30 - 8:30PM
-  2 Semesters

Credentials Earned

-  NCCER Sprinkler Fitting 2 Certification
-  WMCI Certificate of Completion

Sprinkler Fitting Skills Gained:

- Hangers, Supports, and Restraints
- General Purpose Valves
- Math for Sprinkler Fitters
- Shop Drawings
- Standard Spray Sprinklers
- Wet Pipe Sprinkler System
- Dry Pipe Sprinkler Systems



SPRINKLER FITTING 3






Total Course Cost: \$4,694



Prerequisites: Sprinkler Fitting 2 or Employer Approval

Sprinkler Fitting 3 deepens students' system knowledge and field readiness by focusing on specialized fire protection applications and the water supply components that support them. Students develop the skills to evaluate, install, and acceptance-test more complex systems while applying current NFPA requirements and required documentation practices. In this level, students also receive the NFPA 13 codebook to reference throughout the course. This course was developed in partnership with the industry experts at the American Fire Sprinkler Association (AFSA).

Course Schedule

-  Aug. 18, 2026 - May 11, 2027
-  Tuesdays, 4:30 - 8:30PM
-  2 Semesters

Credentials Earned

-  NCCER Sprinkler Fitting 3 Certification
-  WMCI Certificate of Completion

Sprinkler Fitting Skills Gained:

- Deluge and Preaction Sprinkler Systems
- Application-Specific and Special Sprinklers
- Water Supplies
- Fire Pump Systems
- Standpipes

“The field trips to Viking were crucial and really helped with understanding how the systems work.”
- *Sprinkler Fitting 3 Student*

SPRINKLER FITTING 4






Total Course Cost: \$4,494



Prerequisites: Sprinkler Fitting 3 or Employer Approval

Sprinkler Fitting 4 prepares students to work with advanced system layout and design concepts while supporting long-term performance through inspection, testing, and maintenance practices. Students strengthen documentation and coordination skills and gain exposure to specialized extinguishing applications and introductory crew leadership expectations. This course was developed in partnership with the industry experts at the American Fire Sprinkler Association (AFSA).

Course Schedule

-  Aug. 17, 2026 - May 10, 2027
-  Mondays, 4:30 - 8:30PM
-  2 Semesters

Credentials Earned

-  NCCER Sprinkler Fitting 4 Certification
-  WMCI Certificate of Completion

Sprinkler Fitting Skills Gained:

- System Layout
- Inspection, Testing, and Maintenance
- Special Extinguishing Systems
- Fundamentals of Crew Leadership
- Procedures and Documentation

“Furthering my knowledge in designing and calculating sprinkler systems was extremely valuable.”
- Sprinkler Fitting 4 Student

INTRODUCTORY FIELD LEADERSHIP

LEADING SELF



Total Course Cost: \$3,800



Sept. 1 - Nov. 10, 2026



Every Other Tuesday, 7:30AM - 3:30PM

Introductory Field Leadership trains rising field managers, foremen, and superintendents to be expert leaders of people. In this construction leadership course, attendees will develop their skills to grow from technical field experts to field managers and leaders. Through a combination of classroom and hands-on learning, this six-session program will help field leaders improve their effectiveness.

Session Topics:

1. Understanding Leadership
2. Communication with Purpose
3. Effective Team Building
4. Productivity
5. Transformation in Contracting
6. Client Management

Who Should Attend:

This course is designed for rising or current field leaders, including crew leaders and superintendents, who are seeking professional development and opportunities to strengthen their leadership skills. A key benefit of the program is the shared learning experience among field leaders from a variety of trades and companies.

ADVANCED FIELD LEADERSHIP

LEADING OTHERS



Total Course Cost: \$3,900



Sept. 2 - Nov. 11, 2026



Every Other Wednesday, 7:30AM - 3:30PM

Advanced Field Leadership emphasizes leading and motivating others, team development, and accountability. Attendees focus on building cohesive teams, effective communication, conflict resolution, and aligning team efforts with organizational goals. **Introductory Field Leadership is NOT a required prerequisite to attend this course.**

Session Topics:

1. Leadership from Within
2. Managing Behaviors
3. Impacting Project Teams
4. Mentoring through Coaching
5. Situational Leadership
6. Leadership Growth


Who Should Attend:

This course is designed for rising or current field leaders, including crew leaders and superintendents, who are seeking professional development and opportunities to strengthen their leadership skills. A key benefit of the program is the shared learning experience among field leaders from a variety of trades and companies.

PROJECT MANAGEMENT CERTIFICATION



Total Course Cost: \$3,750

 Sept. 3 - Oct. 29, 2026

 Thursdays, 1 - 5PM

Designed and instructed by Ferris State University's Construction Management professors, this 30-hour course is designed to teach technical skills for commercial construction project managers.

Attendees will cover crucial topics including project communication, contracts/scope of work, project buyout, schedule development, cash flow, project turnover/closeout, and administration.

Who Should Attend:

This course is designed for individuals with construction field or administrative experience who are looking to advance into project management roles. Ideal attendees include superintendents, foremen, assistant project managers, project engineers, and office professionals who support construction projects but do not hold a construction management degree.

Session Topics:

1. Communication
2. Contracts and Scope of Work
3. Project Buyout
4. Schedule Development
5. Cash Flow
6. Project Administration
7. Project Turnover
8. Closeout

What Do Student Earn:




Attendees receive an ICET Certification from Ferris States University upon successful attendance and completion of the program.

**Attendance at all sessions is required to receive the course certification.*



UNDERSTANDING CONSTRUCTION DOCUMENTS

Total Course Cost: \$610

-  Fall Section: Oct. 7 - Nov. 4, 2026
-  Fall Schedule: Wednesdays, 4 - 7PM
-  Spring Section: Jan. 20 - Feb. 17, 2027
-  Spring Schedule: Wednesdays, 4 - 7PM



This course provides an introductory understanding of how to read and interpret the various forms of construction documents for all areas of construction with an emphasis on architectural and structural trades. Attendees will practice analyzing drawings of the various trade disciplines and see how information is referenced throughout a set of construction documents.

The course highlights the inter-relationship between the various disciplines, included in sets of construction documents (blueprints) from a simple duplex through a more complicated school addition. Finally, attendees will learn how inconsistencies are treated and resolved in construction documents.

Session Topics:

1. Overview of Documents, Terminology, and Site Plans
2. Foundations and Building Framing
3. Building Enclosures and Partitioning
4. Interior Finishing and Chasing the Details
5. Plumbing, Mechanical, and Electrical Plans
6. Specifications and Bid Manuals

Who Should Attend:





This course is best suited for those that have 1-3 years of experience with blueprint reading.

“ I loved being able to experience and learn in this class. Stan has a background that is perfect for teaching this class. He does a good job explaining and teaching anything that is asked during this course. He did a really good job! ”
- UCD Student

PRESENTATION SKILLS



Total Course Cost: \$2,499

-  Oct. 20 - 22, 2026
-  Tuesday, Oct. 20, 7:30AM - 3:30PM
-  Wednesday, Oct. 21, 7:30AM - 3:30PM
-  Thursday, Oct. 22, 7:30AM - 12:00PM

This course provides participants with the tools and techniques needed to deliver confident, engaging, and impactful presentations. Through hands-on activities, structured lessons, and expert feedback, attendees will develop their ability to structure content, connect with audiences, and present with confidence. Attendees get real-time feedback and video playback to refine their delivery, body language, and presence.

Session Topics:

1. Organize and structure presentations for clarity and impact
2. Improve verbal and non-verbal communication skills
3. Manage nervousness and build a confident presence
4. Create and use effective visual aids
5. Engage audiences through interactive techniques
6. Handle Q&A sessions and challenging presentation scenarios



Who Should Attend:

This course is ideal for construction professionals who step into interviews to secure work, including superintendents, project managers, project executives, and marketing directors.

SPANISH FOR CONSTRUCTION



Total Course Cost: \$1,250

-  Jan. 19 - Mar. 25, 2027
-  Tuesdays & Thursdays, 7AM - 9AM

Developed in partnership with the Literacy Center of West Michigan, this course teaches construction Spanish through a customized curriculum that covers the most common words and phrases used on a construction jobsite.

Session Topics:

1. Greetings & Introductions
2. Numbers
3. Telling Time & Schedules
4. Identifying Construction Jobs and Tools
5. Talking about Safety
6. Giving Instructions


Who Should Attend

This introductory-level course is intended for those who speak little to no Spanish, and is open to anyone looking to engage more effectively with their Spanish speaking team members.

FIELD OPERATIONS CERTIFICATION



Total Course Cost: \$3,750

 Jan. 14 - Mar. 25, 2027

 Thursdays, 2 - 5PM

Designed and instructed by Ferris State University's Construction Management professors, attendees will delve into crucial topics, including project communications, documentation, safety, logistics, coordination, and project closeout.

These content areas are structured to provide the expertise and knowledge required to successfully navigate each phase of a construction project, ensuring a smooth transition to leadership roles in the field.

Who Should Attend

This course is designed to equip recently promoted superintendents, foremen, and crew leaders as they transition from hands-on trades to field leadership positions.

Session Topics:

1. Project Communication
2. Project Documents, Scope of Work
3. Administration
4. Project Planning and Meetings
5. Safety and Logistics
6. Financials
7. BIM Coordination and QA/QC
8. MEP
9. Closeout

What Do Student Earn

Students receive an ICET Certification from Ferris States University upon successful attendance and completion of the program.

**Attendance at all sessions is required to receive the course certification.*







Mastery. Purpose. Respect.

**MISSION: WE BUILD STRONG COMMUNITIES BY
PREPARING THE NEXT GENERATION OF CONSTRUCTION
PROFESSIONALS FOR LIFELONG CAREERS.**

801 CENTURY AVENUE SW, GRAND RAPIDS, MI 49503

616-208-9624

WMCINSTITUTE.COM